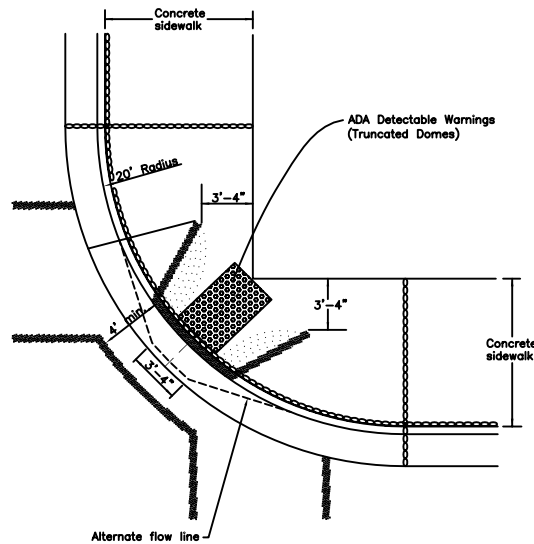
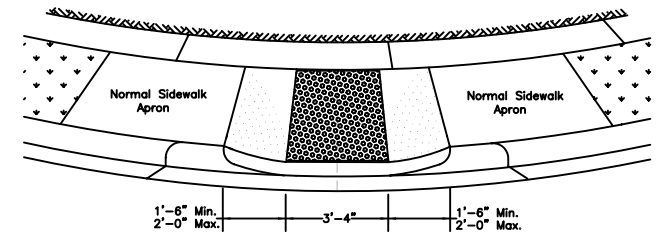


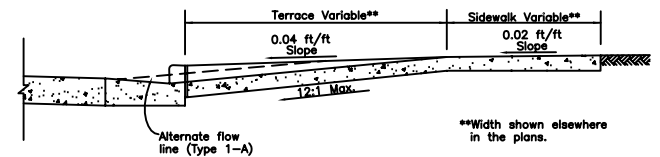
PLAN VIEW  
TYPE 1 RAMP  
(CENTER OF CORNER RADIUS)



PLAN VIEW  
TYPE 1-A RAMP  
(NO TERRACE)



VIEW A-A

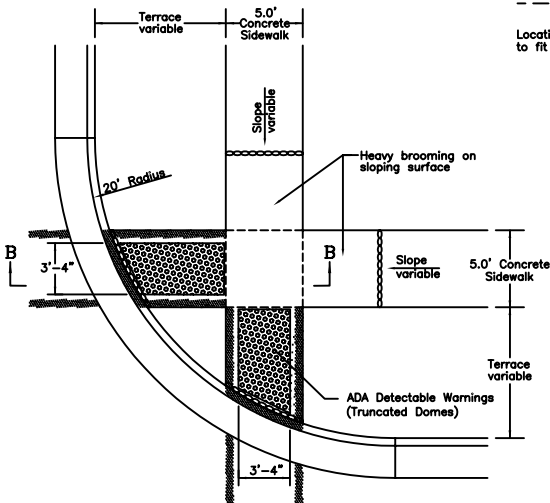


SECTION B-B

$\frac{1}{2}$ " EXPANSION JOINTS—SIDEWALK

CONTRACTION JOINTS

Location of joints may be varied from those shown to fit better site conditions.



PLAN VIEW  
TYPE 2 RAMP  
(ON LINE WITH SIDEWALK)

### GENERAL NOTES

Details of construction, materials and workmanship not shown on this drawing shall conform to the pertinent requirements of the State Specifications and the applicable Project Specifications.

Ramps shall be built at 12:1 or flatter. When necessary, the sidewalk elevation may be lowered to meet the high point on the ramp. Type 1 or Type 1-A Ramps shall have a normal sidewalk apron and curb on both sides of the ramp.

Curb ramps shall be measured and paid for as Concrete Sidewalk and Concrete Curb and Gutter.

Textured ramp surface shall be in conformance with the Americans Disabilities Act Accessible Guideline (ADAAG) detectable warnings (Truncated Domes).



City of Oak Creek  
Department of Public Works

Drawn By: L. Flynn

Scale: N.T.S.

Appv. By: M. Sullivan

Date: 12/08/03 (Revised)

CURB RAMPS

RO-14